

# HeySmile

Part of **PLANMECA** GROUP

**Shaping smiles together**



---

HeySmile Course Programme  
Helsinki, Finland

**IMPLANTONA**  **Plandent**

# COURSE Overview

## HeySmile® Level 1: Certification Course and Hands-on

This two-day certification course is an intensive and certified course aimed at clinicians seeking training in clear aligner therapy. Previous clinical experience with dental aligners is not required. The knowledge and skills obtained in this course can be applied directly in clinical practice.

**Day 1** is dedicated to an introduction into clear aligner therapy as an orthodontic tool for clinicians who do not have any prior experience working with aligners. The hands-on session offers tips and techniques for attachment placement and interproximal reduction (IPR).

**Day 2** focuses on the HeySmile® workflow and platform as well as treatment follow-up.

At the end of the course, you will have the necessary skills to start working with clear aligners with confidence. You can also bring your first case to the course to discuss it with your colleagues and the lecturer.

HeySmile brings together a team of professionals with more than 20 years' combined experience in orthodontic appliances and aligners. We are a high-quality clear aligner provider offering quick and personalised service at flexible prices. HeySmile is part of the Finnish Planmeca Group.



# COURSE Programme

## Day 1: Fundamentals of clear aligner therapy

08:30 - 09:00

Welcome Coffee

09:00 - 12:00

Introduction to Clear Aligner Therapy  
Understanding the key concepts  
Overview of CAT workflow  
What are attachments and IPR (Hands-on Session)

12:00 - 13:00

Lunch break

13:00 - 16:45

Patient's documentation  
Diagnosis and treatment planning  
Biomechanics and tooth movement with aligners  
Q&A

16:45 - 17:00

Coffee break

17:00 - 20:00

\* **Optional** / For those registered Clinical photography (*by Dr Ömer Acar*)

## Day 2: Clear aligner therapy workflow

08:45 - 09:00

Welcome Coffe

Treatable cases  
Keys to better predictability  
Creating your HeySmile Studio account  
Example Study Case  
Requesting a new treatment

12:00 - 13:00

Lunch break

13:00 - 17:00

Communication with the planning technician  
Reviewing the virtual setup  
Starting the treatment  
Treatment follow-up  
Troubleshooting tips and tricks  
Q&A

# ABOUT the lecturer



## Elaine Fediuk

*TPD, Head of CAD Design*

Elaine Fediuk received her degree in Dental Technology in 2001 from CEPEO in Brazil. She dedicated her career to planning and manufacturing orthodontic and functional appliances as well as full removable prosthetics before starting to work with clear aligners in 2009.

With more than 21 years' experience from dental labs, Fediuk has completed over 6,500 aligner treatments setups and worked for a number of renowned labs. Throughout this time, she has always kept up with the latest technologies and the digitalisation of dentistry.

Fediuk is Head of the CAD and Manufacturing departments at HeySmile.




## HeyDoctor Benefits

All new Certified HeyDoctors get to benefit from:

- **40% discount** on their first 2 cases and a **15% discount** on additional cases for 1 year\*
- **HeyMarketing** initial communication material to enable starting promotion for HeySmile at your clinic.

*\* 1-year period counted from the date at which the first case was submitted to HeySmile via the HeySmile Studio platform [www.heySmilestudio.com](http://www.heySmilestudio.com). Offer is valid only for new HeySmile customers in the European Union and Norway. Offer may be redeemed only once. Additional T&Cs apply.*

### Request support from our local dealer

-  Anniina Hell
-  + 050 461 9026
-  [anniina.hell@implantona.fi](mailto:anniina.hell@implantona.fi)